



slash

color care

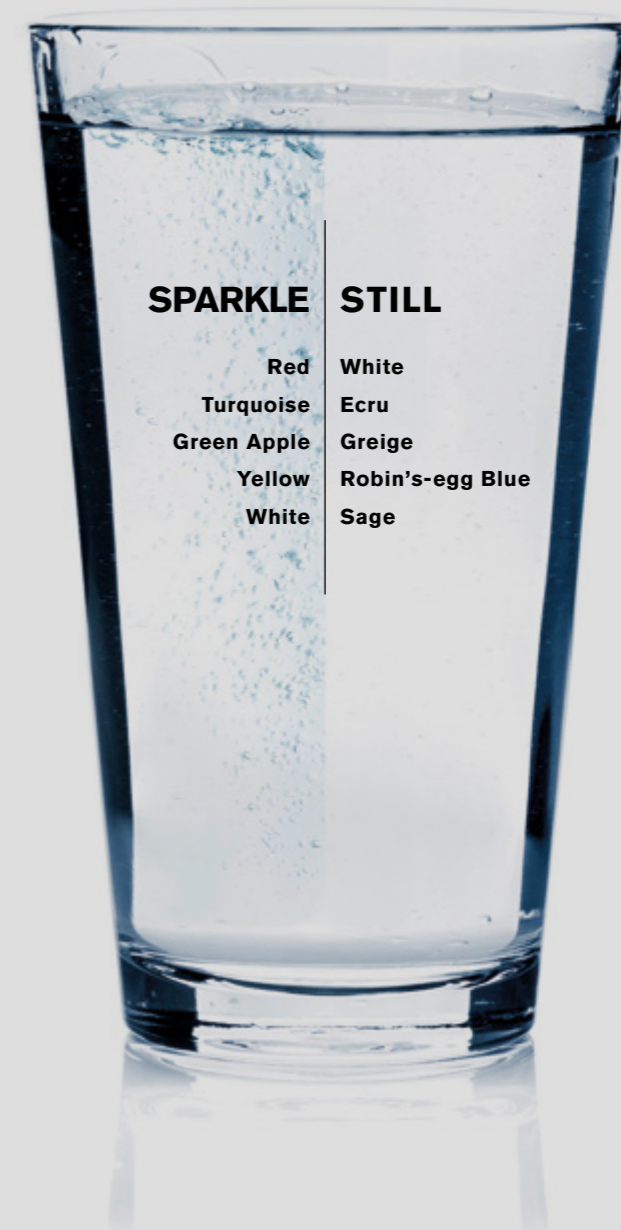
SLASH

Slash, un progetto da rivestimento in bicottura generato da un attento studio degli smalti e da un particolare 'color care' per la ricerca di colori moderni idealmente suddivisi in 'frizzanti' e 'naturali'.

Slash: una nuova proposta ceramica contemporanea, energica di colore.

Slash is a double-fired tile generated by a careful study of enamels and a special 'color care' research system that divides modern colours into 'sparkling' and 'still'.

Slash: a new, contemporary ceramic project energised by colour.



SLASH

SPARKLE

vivacità e intensità: il volto brillante dei colori

lively, intense tones: the bright side of colour

SLASH

STILL

toni neutri e delicati: il lato sensibile dei colori

delicate, neutral shades: the sensitive face of colour

SLASH

SPARKLE

Red



R

Turquoise



TQ

Apple Green



MV

Yellow



Y

White



W



Color



SLSH 73TQ / SLSH DK 73TQ

◀ SLSH 73TQ



SLSH 73R / SLSH DK 73R

SLSH 73R ▶





SLSH 73W



SLSH 73Y / SLSH1 73Y

◀ SLSH 73MV / SLSH1 73MV

SLASH

STILL

White



W

Ecru




EC

Greige



GB

Robin's-egg Blue



CZ

Sage



SV



SLSH 73W / SLSH1 73W



SLSH 73GB

—
SLSH 73EC ▶








SLSH 73CZ / SLSH1 73CZ



◀ SLSH 73SV

sparkle

still




| |  7,5x30-3"x12" |  7,5x30-3"x12" |
|----|---|---|
| R | SLSH 73R | SLSH1 73R |
| TQ | SLSH 73TQ | SLSH1 73TQ |
| MV | SLSH 73MV | SLSH1 73MV |
| Y | SLSH 73Y | SLSH1 73Y |
| W | SLSH 73W | SLSH1 73W |


| |  7,5x30-3"x12" |  7,5x30-3"x12" |
|----|---|---|
| W | SLSH 73W | SLSH1 73W |
| EC | SLSH 73EC | SLSH1 73EC |
| GB | SLSH 73GB | SLSH1 73GB |
| CZ | SLSH 73CZ | SLSH1 73SV |
| SV | SLSH 73SV | SLSH1 73SV |




SLSH DK 73R △
7,5x30-3"x12"



SLSH DK 73TQ △
7,5x30-3"x12"










SLSH DK 73MV △
7,5x30-3"x12"



SLSH DK 73Y △
7,5x30-3"x12"

CARATTERISTICHE TECNICHE BICOTTURA

DOUBLE FIRING TECHNICAL SPECIFICATIONS
UNI EN 14411 (ISO 13006) - Bill (appendice L)

| CARATTERISTICA SPECIFICATION | METODO DI PROVA TEST METHODS | REQUISITI PREVISTI DALLA NORMA REQUIREMENTS IN ACCORDANCE TO THE STANDARDS | VALORE MEDIO IMOLA IMOLA AVERAGE VALUE |
|---|---------------------------------|---|---|
|  DIMENSIONI E ASPETTO DIMENSIONS AND APPEARANCE | ISO 10545-2 | PROSPETTO L1 PROSPECT L.1 | CONFORME COMPLIANT |
|  ASSORBIMENTO D'ACQUA WATER ABSORPTION | ISO 10545-3 | > 10% | > 10% |
|  RESISTENZA A FLESSIONE FLEXURAL RESISTANCE | ISO 10545-4 | SPESSORE - THICKNESS > 7,5 mm: min. 12 N/mm ² | > 17 N/mm ² |
| | | SPESSORE - THICKNESS ≤ 7,5 mm: min. 15 N/mm ² | |
| SFORZO DI ROTTURA MODULUS OF RUPTURE | ISO 10545-4 | SPESSORE - THICKNESS ≥ 7,5 mm: min. 600 N | CONFORME COMPLIANT |
| | | SPESSORE - THICKNESS < 7,5 mm: min. 200 N | |
|  COEFFICIENTE DILATAZIONE TERMICA LINEARE (α) LINEAR EXPANSION THERMIC COEFFICIENT | ISO 10545-8 | METODO DISPONIBILE AVAILABLE ON REQUEST | ≤ 7x10 ⁻⁶ °C ⁻¹ |
|  RESISTENZA AGLI SBALZI TERMICI RESISTANCE TO SUDDEN TEMPERATURE CHANGES | ISO 10545-9 | METODO DISPONIBILE AVAILABLE ON REQUEST | RESISTE RESISTANT |
| RESISTENZA AL CAVILLO CRAZING RESISTANCE | ISO 10545-11 | RICHIESTA ALWAYS TESTED | RESISTE RESISTANT |
|  PRODOTTI CHIMICI AD USO DOMESTICO ED ADDITIVI PER PISCINA HOUSEHOLD CHEMICALS AND SWIMMING POOL WATER CLEANSERS | ISO 10545-13 | min. B | min. B |
| | | METODO DISPONIBILE AVAILABLE ON REQUEST | METODO DISPONIBILE AVAILABLE ON REQUEST |
| | | METODO DISPONIBILE AVAILABLE ON REQUEST | METODO DISPONIBILE AVAILABLE ON REQUEST |
| ACIDI ED ALCALI A BASSA CONCENTRAZIONE ACIDS AND LOW CONCENTRATION ALKALIS | | | |
| ACIDI ED ALCALI AD ALTA CONCENTRAZIONE ACIDS AND HIGH CONCENTRATION ALKALIS | | | |
|  RESISTENZA ALLE MACCHIE STAIN RESISTANCE | ISO 10545-14 | min. 3 | min. 3 |

SIMBOLOGIA

SYMBOLS

INDICAZIONI D'USO INDICATIONS FOR USE



Rivestimento
Wall tiles

DESTINAZIONI D'USO SUGGESTED APPLICATIONS



Abitazioni
Domestic purpose

STRUTTURA STRUCTURE



Strutturato
Slate cut

FINITURA FINISH



Naturale
Natural

ASPETTO SUPERFICIALE SURFACE LOOK



Lucido
Glossy

STONALIZZAZIONE SHADE VARIATION

V2



CARATTERISTICHE DI VENDITA SALES CHARACTERISTICS



Prodotto venduto al pezzo.
Product sold per item.

Tutti i nostri prodotti, sia al mq che al pezzo, sono venduti unicamente a scatola completa.
All our products are sold only in complete boxes, whether the unit of measure is per item or per square metre.



imolaceramica.it

**A brand of
Cooperativa Ceramica d'Imola S.c.**

Via V. Veneto, 13
40026 Imola (BO) Italia
Tel. +39 0542 601601
Fax +39 0542 31749